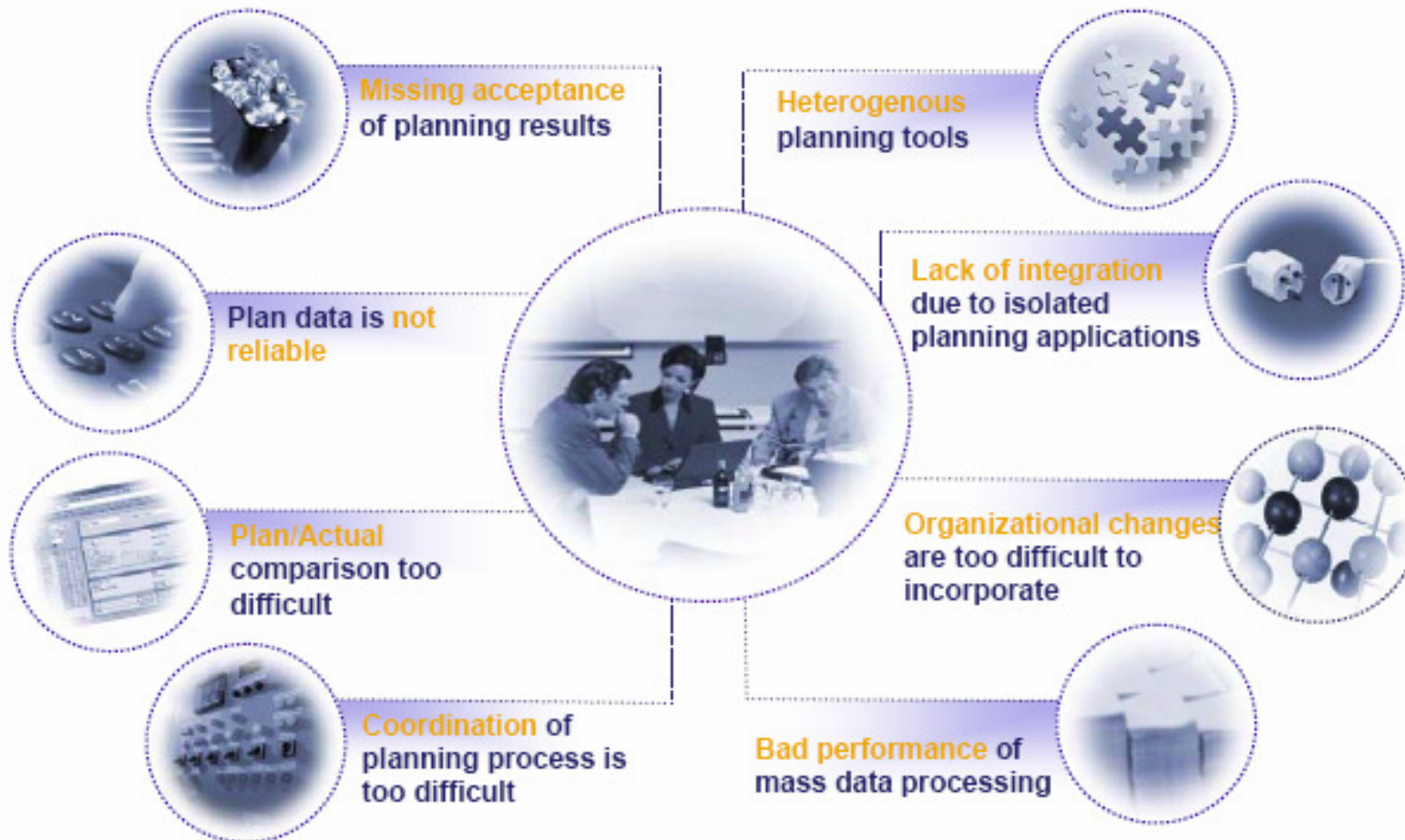


Business Planning hos Statkraft

Thomas Person, SAP Konsulent, Bouvet AS

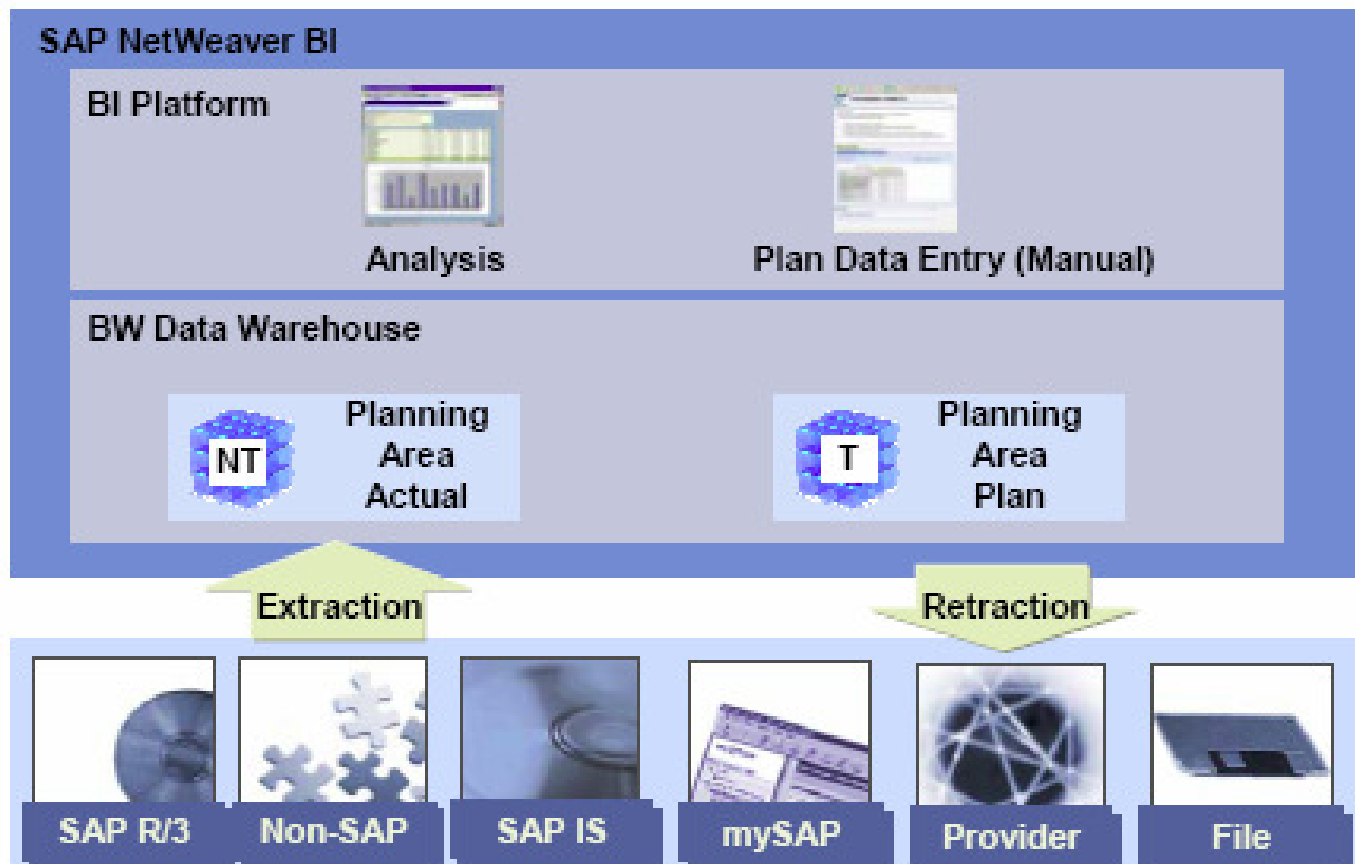
SBN-konferansen,
Stavanger 13. august 2006

■ Planning in many companies today



InfoCubes and Planning Areas

NT = non-transactional InfoCube
 T = transactional InfoCube




SAP BW – Planning & Analysis

Modelling of planning structures

Planning Workbench

- Multidimensional business structures
- Definition of workpackages
- Hierarchy maintenance
- Version management
- User authorizations
- Variable handling



Manual Planning

User Interfaces

- Excel and Web
- Document management
- Application design (UI, Planning and Planning Functions)



Automatic Planning

Planning Functions

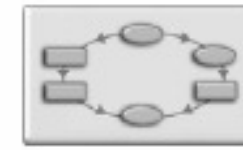
- Simulation/What-If
- Forecast
- Currency Translation
- Top-down distribution
- Bottom-up aggregation
- ...
- Planning sequences
- Event-based execution of planning and analysis services



Process Control

Control and distribution of data

- Status and tracking monitor
- Distribution to operational systems
- Use Planning Functions for Background Processing



Seven points to take home – how Customers see BW-BPS*

Business Planning and Simulation

Fully complementary to SAP BW

Fast and simple to use

- One step to do all planning activities
- One click of the worklist starts planning

Layouts may be tailored to specific users needs

- Planning folder architecture frees user from tedious processes
- Web layouts increase performance for remote users

Tailor planning applications for each type of planning application

- BPS offers flexible and numerous planning functions

Align planning processes across planning functions

- Planners in all business areas collaborate to create a full business plan
- All planners work with the same data at the same time

Allow business to exchange data via status tracking and workflow

Facilitates simple global roll-outs

*Customer quotes

BPS hos Statkraft

- BPS er benyttet for å dekke behovet for å prognosere på ADK og Bemanning måltallene.
- Funksjonalitet; kopiere, dokumenter, hierarki
- BPS brukes også for innleggelse av grenseverdier som styrer trafiklys funksjonalitet i BEx rapportene
- Faktiske tall er også inkludert i prognose bildet
- En egen rolle er opprettet for prognose innlegging
- BPS er tilgjengelig gjennom Portalen